

TVS0713.180

FEATURES

- Tilt and vibration sensor
- Halogen free
- Wide supply voltage range: 1.80 V to 15 V
- Low operating current
(e.g. I_{cc} max. 0.2μA at V_{cc} 2V and R 10Meg)
(e.g. I_{cc} max. 2.0μA at V_{cc} 2V and R 1Meg)
- Noiseless
- R_{On} < 100 Ω
- Protected against environmental stress
- Automated SMT-mounting
- RoHS compliant, lead free
- Specified from -40 °C to +85 °C
- Size 2.85 mm x 2.45 mm x 1.7 mm
- Reacting point: approx. 50 mg

APPLICATIONS

- Motion detection
- Orientation detection – bottom or top
- System wake up – low power

MATERIAL

Package: PCB laminate material, halogen free
 Inner contact material: Gold plated
 Ball: Stainless steel, gold plated

DESCRIPTION

The micro tilt and vibration sensor is used for the detection of slight movements, vibration and orientation or tilt by means of a mobile micro sphere. The ball bridges two contacts reducing the resistance between the two external connection pads from several mega ohms (> 30 MΩ) to below 100 Ohms. The sensor is fully passive, requires no signal conditioning, and operates with currents as low as 0.2 μA.

With the aid of tool-specific evaluation electronics, the micro tilt and vibration sensor controls the operation of movement-sensitive devices. The micro tilt and vibration sensor is utilised for converting many systems to environmentally friendly devices by implementing wake-up and power-down logic to conserve battery power and bringing energy consumption to a minimum, pushing the availability of green technology and green electronics into new areas of design and application.

The sensor is typically used for wake up and power down of battery operated devices depending on motion and/or orientation of the sensor, e.g. applications such as bike computers, remote controls, electronic lock systems, RFID transponders, GPS tracking systems, wireless sensor networks, illuminated dog's collars, access control systems, data loggers, bicycle lights.

1. Operating Conditions

PARAMETER	SYMBOL	MIN	MAX	UNIT
Supply voltage	V_{CC}	+1.80	+15	Vdc
Current	I_{CC}		2	mA
R Open	R_O	-	> 30	MOhm
R Closed	R_C	< 100	-	Ohm
Operating ambient temperature	T_{amb}	-40	+85	°C

* Current consumption is determined by the resistance of the application circuit and the supply voltage. The sensor is fully passive, requires no signal conditioning, and operates with currents as low as 0.2 μ A.
 (e.g. max. I_{CC} 0.2 μ A at V_{CC} 2V and R 10Meg)
 (e.g. max. I_{CC} 2.0 μ A at V_{CC} 2V and R 1Meg)

2. Soldering Process

Reflow Soldering Process 260°C, 10 sec

3. Functionality

A mobile, gilded micro sphere is located inside the hollow space of the sensor. When moving, the micro sphere bridges two gilded contacts by switching over from a high resistive to a low resistive state. When the Sensor is at rest, it is **not necessarily closed**. Only in 70% - 99% of time the sensor will be closed when at rest.

Orientation detection for bottom and top, as both are kept separate out.

The figure shows the typical characteristics of the sensor in excitation and rest.

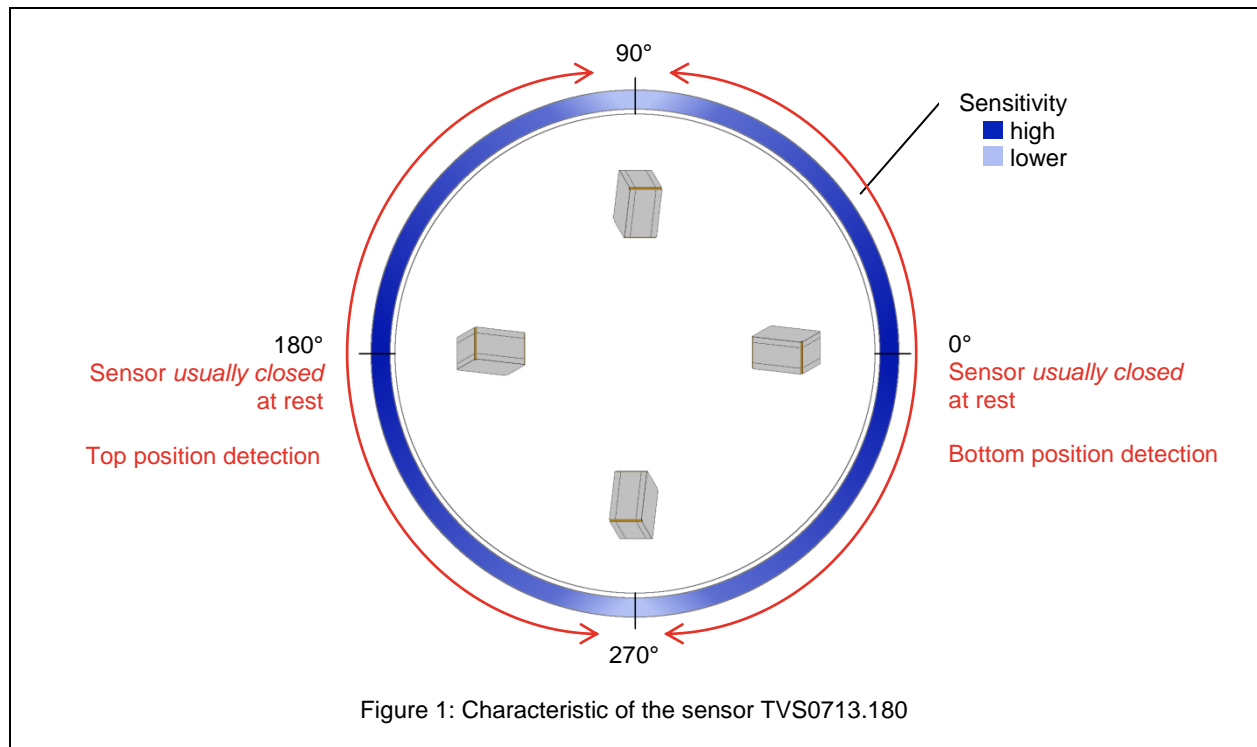
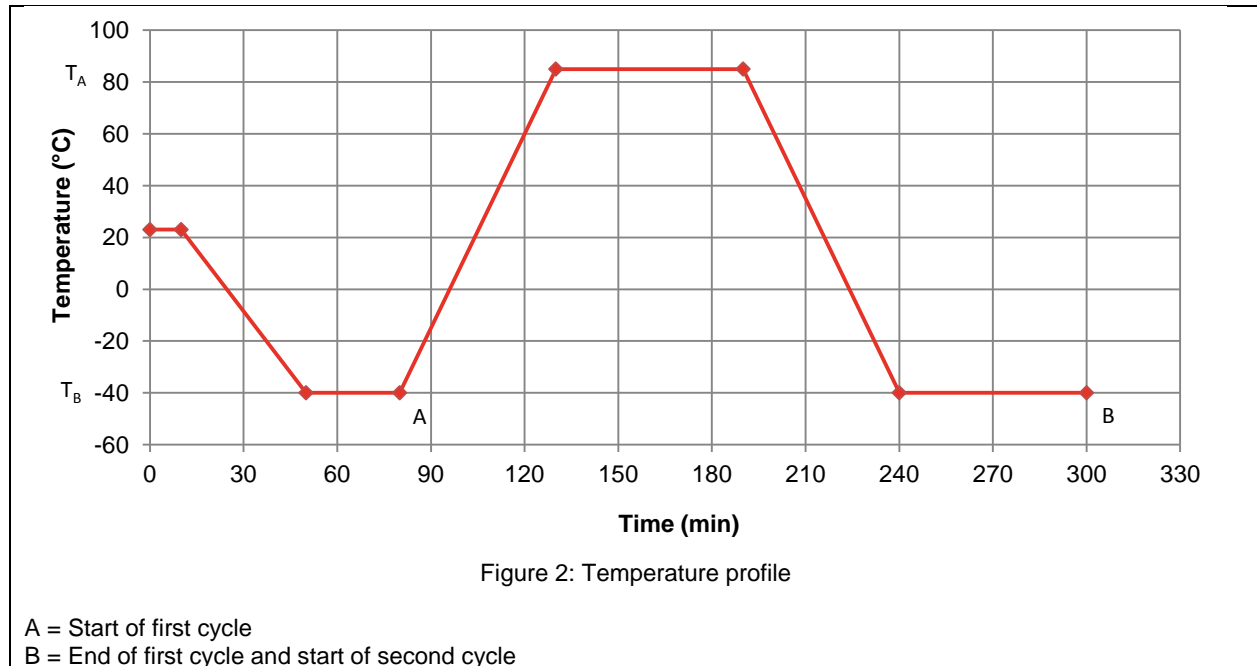


Figure 1: Characteristic of the sensor TVS0713.180

4. Qualification

Alternating temperature test

According DIN EN 60068-2-14 (VDE 0468-2-14):2008-02 Test Na



Test parameters

Number of test cycles: 300

High temperature T_A : +85°C; Total time: 300h

Low temperature T_B : -40°C; Total time: 300h

Duration of exposure: 1h

Rate of change between these temperatures: 2.5°C/min

Mechanical excitation of samples: 2 min/hour

Final measurement

No evidence of internal corrosion after the test.

No shape distortion.

Non Operation Half Sine Shock

Test cycle: Acceleration 25g at 6msec pulse width
1000 cycles pos. 1000cycles neg.; 1Shock/s; 3 axis: X, Y, Z

Non Operational Vibration Test

Test cycle: Sinus 10 ... 300Hz; Elongation 0.25mm / 0.25g; 5 cycles; 1 axis

Frequency area A: 10 – 22.28Hz, amplitude in A:0.25 mm

Frequency area B: 22.28 - 300Hz, acceleration in B: 0.25g

Sweep speed: 1 Octave/min, Cycles: 10

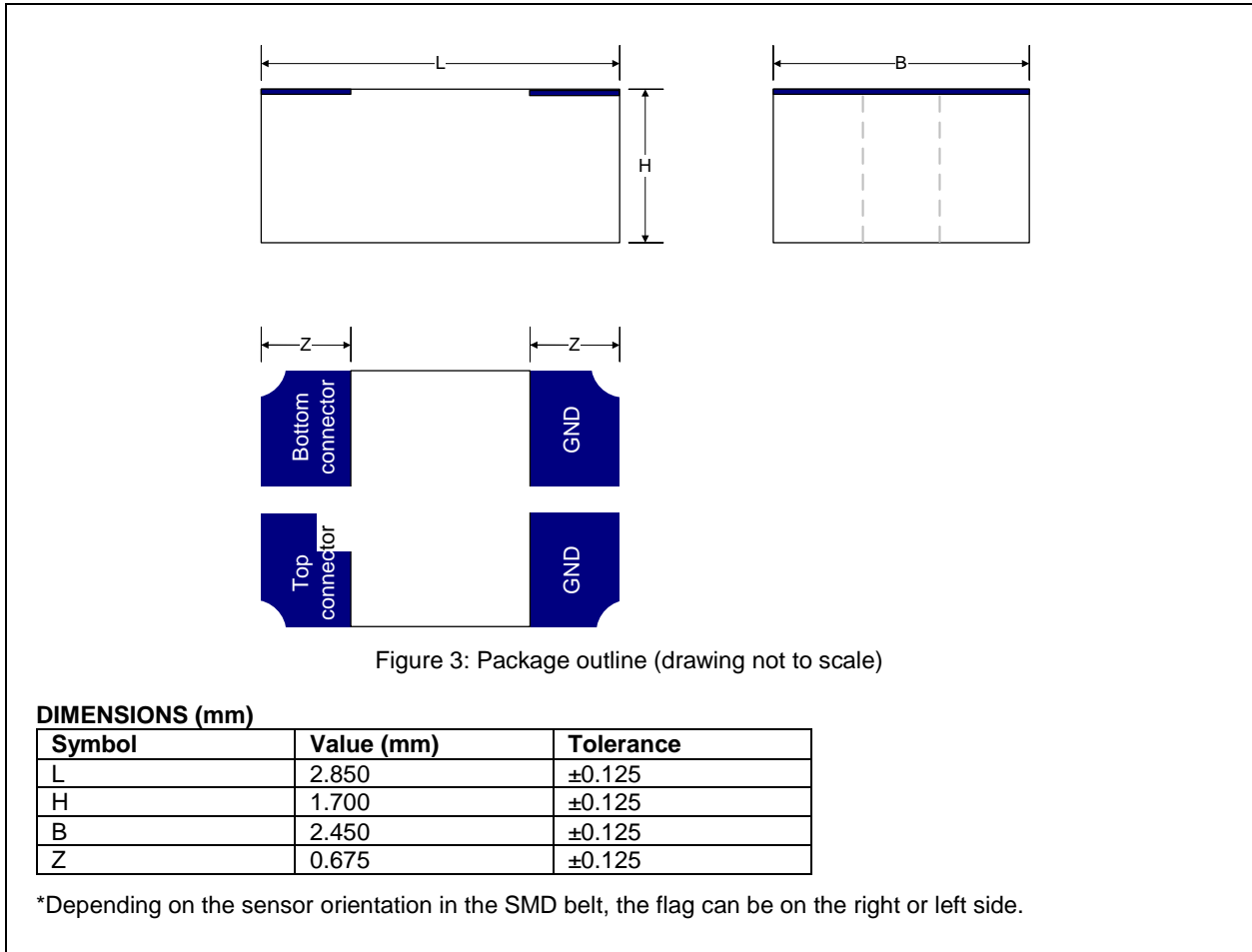
Time per Sweep: 4.9 min

Non Operational Vibration Test

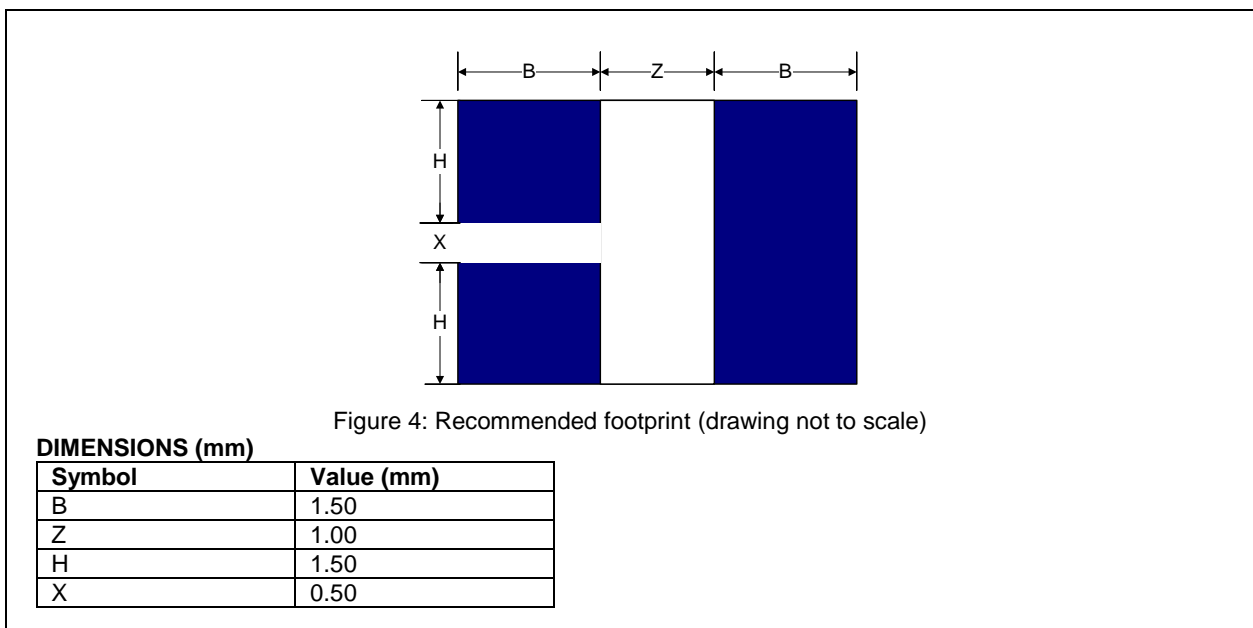
Test cycle: Sinus 10 ... 500Hz; Elongation 3.0mm / 1.5g; 5 cycles; 1 axis
Frequency area A: 10 – 15.76Hz, Amplitude in A: 3.0mm
Frequency area B: 15.76 - 500Hz, Acceleration in B: 1.5 g
Sweep speed: 1 Octave/min, Number of sweeps: 10
Time per Sweep: 5.62 min

5. Package mechanical data

5.1 Package outline



5.2 Footprint



6. Ordering information

6.1 Tape and reel (standard-packing)

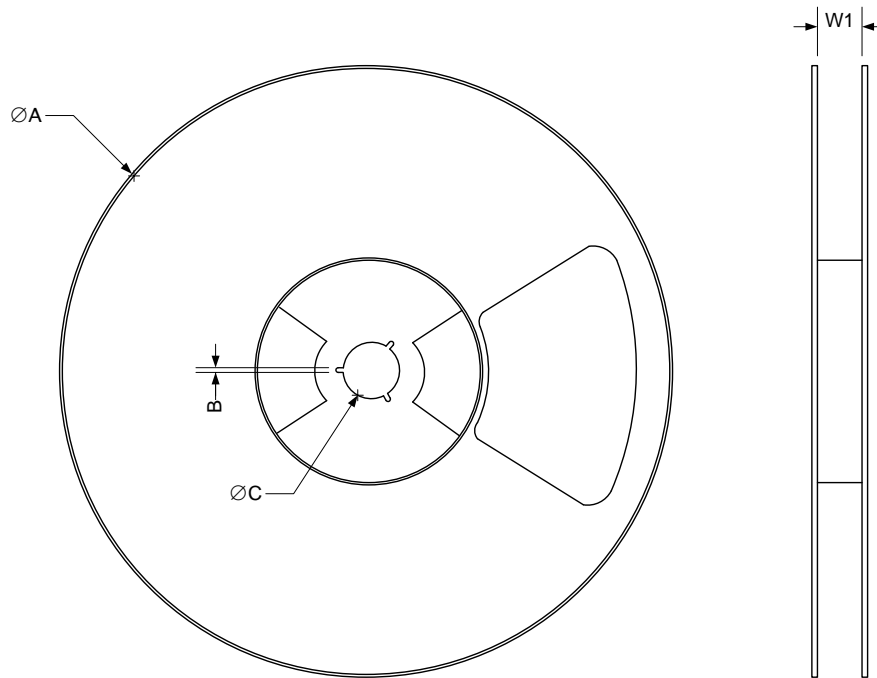


Figure 5: Reel information (drawing not to scale)

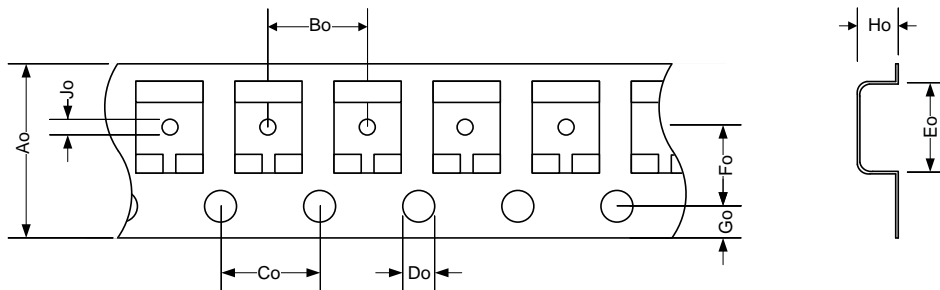


Figure 6: Tape information (drawing not to scale)

DIMENSIONS (mm)

Symbol	Min	Max
$\varnothing A$	179.50	180.50
B	2.00	2.50
$\varnothing C$	8.40	9.90
W1	8.40	9.90
A_0	7.70	8.30
B_0	3.90	4.10
C_0	3.90	4.10
D_0	1.40	1.60
J_0	0.80	1.20
G_0	1.74	1.76
F_0	3.45	3.55
E_0	3.50	3.70
H_0	1.90	2.10

7. Important Notice

Sensolute GmbH reserves the right to make corrections, modifications, enhancements, improvements, and other changes to its products and services at any time. Customers should obtain the latest relevant information before placing orders and should verify that such information is current and complete.

Information furnished by Sensolute GmbH is believed to be accurate and reliable. However, this document may contain errors and omissions.

Sensolute GmbH assumes no liability for applications assistance or customer product design. Customers are responsible for their products and applications using Sensolute GmbH components. Accordingly, the design engineer should use this document as a reference rather than a strict design guideline and should perform thorough testing of any product that incorporates this or any other Sensolute GmbH product.

Sensolute GmbH products are not authorized for use in safety-critical applications (such as life support) where a failure of the sensors would reasonably be expected to cause severe personal injury or death, unless officers of the parties have executed an agreement specifically governing such use.

No license is granted by implication or otherwise under any patent or patent rights of Sensolute GmbH. Trademarks and registered trademarks are the property of their respective companies.

On the following URL you can obtain information on other Sensolute GmbH products and application solutions:

www.sensolute.com

Mailing Address:

Sensolute GmbH
Hermann-von-Helmholtz-Platz 1
76344 Eggenstein-Leopoldshafen, Germany